








**NATIVITY
MARY
SCHOOL**


Amazing Race: Read-A-Thon Calendar

Sun	Mon	Tue	Wed	Thu	Fri	Sat
WEEK #1 PLEDGE GOAL - \$100 total	9: Kick Off! **Skit by Leadership 3 p.m. 	10: Read & Collect pledges 	11: Read & Collect pledges	12: Read & Collect pledges	13: TURN IN YOUR WEEKLY READING & PLEDGES! (Spirit Wear Day!) - Scary reading with flash lights in teacher's rooms)	14: Read & Collect pledges
WEEK #2 PLEDGE GOAL - \$200 total	16: Read & Collect Pledges 	17: Read & Collect pledges-PJ READING DAY! ****Culver's Dine Out Night - 5-8 p.m. (494 & Nicollet)	18: MEA-NO SCHOOL-Read & Collect pledges	19: MEA-NO SCHOOL-Read & Collect pledges	20: MEA-NO SCHOOL-Read & Collect pledges	21: Read & Collect pledges
WEEK #3 PLEDGE GOAL - \$250	23: Read & Collect pledges 	24: Read & Collect pledges	25: Read & Collect pledges	26: Read & Collect pledges **Baker's Square Dine Out Event - ALL DAY (Forms needed)	27: TURN IN YOUR 2nd WEEK READING CHART! (With pledges to date-Buddy reading today!)	28
STRETCH GOAL- \$300 10:30 Mass & Student Saint Presentations 	30: Read & Collect pledges	31: HALLOWEEN READING!	1: ALL SAINTS READING!	2: Read & Collect pledges	3: FINAL TURN IN DAY FOR ALL PLEDGES & READING SHEETS	November 21-2017 Celebration Event!??

Race to Antarctica! Challenge – to read about this location. Read in the cold, climb a hill and read, learn about the continents animals.

Race to Africa! Challenge – to read about this location. Read in a warm place, read in a “jungle” or woods, learn about the animals.

Race to Europe! Challenge – to read about this location. Read in a different language!



Adoration on October 13, 2017

Families are invited to join our school as we celebrate the Fatima Centennial with time in prayer and with the Rosary during Friday's Adoration. Adoration will be available at Nativity of Mary in the Church and Chapel on Friday, October 13, 2017.

Our Lady of Fatima - 100th Anniversary

Walls of Jericho World

October 7th Saturday (Feast of Our Lady of the Rosary)
through

October 13th Friday (the 100th anniversary of the Miracle of the Sun) 2017



*Commemorating the appearance
of Our Lady to the shepherd
children at Fatima.*

*Our lady told the children to
spread her wisdom that we*

PRAY THE ROSARY

Join many around the world in
pleasing our Lady by praying the
Rosary for

HER INTENTIONS
this special anniversary week.



Culver's®

On 494 & Nicollet Avenue in Bloomington

**JOIN US FOR A NATIVITY
DINE OUT NIGHT ON OCTOBER 17**

All families are invited to support the Nativity of Mary School "Read-A-Thon" – an Amazing Race - by dining out at Culver's! Please be sure to come to Culvers of Bloomington on October 17 between 5-8 p.m. A total of 10% of the gross profit to Nativity of Mary School!

Thank you – Nativity of Mary School





THE
Responsive Classroom[®]
APPROACH

INFORMATION FOR PARENTS

What is the Responsive Classroom approach?

It is a way of teaching that creates a safe, challenging, and joyful classroom and schoolwide climate for all children. Teachers who use the *Responsive Classroom* approach understand that all of children's needs—academic, social, emotional, and physical—are important. The teacher creates an environment that responds to all of those needs so that your child can do his or her best learning.

Children learn best when they have strong academic and social-emotional skills. That's why teachers using the *Responsive Classroom* approach focus on teaching all the skills needed for academic excellence. They teach children reading, writing, and math skills and also teach them how to take turns, listen respectfully, and work effectively with a partner or group.

Teachers also think carefully about everything from classroom setup to how they speak to their students. All these things put together determine how well children learn.

How might the Responsive Classroom approach look and sound in my child's classroom?

The *Responsive Classroom* approach offers practical strategies for teaching, rather than formulas telling teachers what they must do in the classroom. Teachers adapt the strategies as needed to address their students' needs, so things may look a bit different in each classroom. But you'll usually see and hear teachers:

- **Leading daily Morning Meetings.** Sitting together in a circle so that everyone can see and be seen by everyone else, teachers and children greet one another; share news about themselves; do a quick, fun activity together; and read a message written by the teacher. This daily 20- to 30-minute routine sets a positive tone for the day and builds a sense of belonging while giving students practice in key academic and social skills.
- **Teaching children the specific skills they need to participate successfully,** from how to respond to a signal for quiet to how to respectfully disagree with a classmate.
- **Treating mistakes in a positive way.** Teachers see mistakes (in academics and in behavior) as important steps in learning. They encourage children to learn from their mistakes and "try again." They offer support and reteach as needed. At the same time, teachers provide clear expectations for behavior and stop misbehavior quickly so that students can focus on learning.
- **Using positive language.** Teachers choose words and tone that encourage children to work hard and enjoy learning.

- **Teaching in ways that build excitement about learning.** Teachers give children some choices in their learning ("You may paint or write to show what you've learned about insects"). They also plan some active lessons (ones that get children up and moving) and interactive lessons (ones that encourage children to share their information, ideas, and questions).
- **Giving children opportunities to reflect on their learning.** Teachers ask children to think about what they've learned, both individually and as a group, because doing so helps children learn more and builds community.
- **Reaching out to parents.** Teachers communicate often with parents and welcome them as partners in their child's education.

How do you know it works?

Over the past thirty years, teachers who use *Responsive Classroom* strategies have reported significant improvements in their students' learning and behavior. And researchers, as well as teachers, have found that children:

- Achieve higher scores on math and reading tests
- Have better social skills (listening, disagreeing respectfully, waiting for a turn, etc.)
- Feel more positive about school, teachers, and peers

Where did the Responsive Classroom approach come from?

A group of public school educators began developing it in 1981, building on the best research about how children learn. Over the years, the approach has been refined to reflect the most current and useful knowledge about children.

What social skills do teachers focus on?

Children learn academics most easily when they have strong social skills that let them take a positive role in classroom life. For example, the social skill of listening respectfully helps children learn from classmates' oral reports, get information from their teacher about how to solve a math problem, and enjoy a book the teacher reads aloud to the class.

Here are some of the specific social skills that teachers focus on teaching throughout the year and teach with special emphasis during the early weeks of school:

- Cooperation (working smoothly with others)
- Assertiveness (confidently putting forth your ideas and opinions)
- Responsibility (taking charge of yourself and working hard at your learning)
- Self-control (thinking before acting)
- Empathy (listening to others and understanding how they might respond to your words or actions)

How do teachers teach these skills?

Teachers understand that children may not come to their classrooms knowing how to take turns, listen, disagree respectfully, walk quietly in a hallway, or do many other things that reflect positive school behavior. To help the children learn, teachers will carefully:

- Break skills and tasks into small parts
- Briefly describe the behavior they're looking for
- Model the behavior themselves and then ask children to model it
- Give the children plenty of practice and feedback
- Reteach as necessary throughout the year

When do teachers teach these skills?

Teachers weave social skills teaching into everything the children do—academics, recess, lunch, and even entering and leaving the school building and classroom. During a math lesson, for example, second graders learn how to count money while also learning how to listen respectfully to a classmate's idea for how to solve a problem. During recess, children of all ages learn how to include everyone in their games.

Although teachers help students learn social skills throughout the school year, they focus most strongly on teaching these skills during the first six weeks of school. It's during this time that expectations for behavior are clearly laid out and children are taught how to meet these expectations. When teachers take the time to teach and model these skills well in the beginning of the year, they spend less time on behavior problems and more time on learning all year long.

What about classroom rules?

During the first weeks of school, teacher and children create rules based on the children's goals for learning. First, children name an academic or social skill they'd especially like to work on during the coming months—for example, reading harder books or making new friends. Then teacher and students discuss how life in the classroom needs to look and sound so everyone can meet their goals. Together, they create a few simple, positively stated rules that they all agree to follow, such as *Take care of yourself*, *Take care of your classmates*, *Take care of our classroom*.

Children follow the rules more willingly because they helped to make them. Teachers refer to the rules many times throughout the day and year, helping children understand how following the rules helps everyone to learn. Some schools also have a few basic schoolwide rules that everyone follows in the hallways, lunchroom, and other common spaces.

What do teachers do when children break the rules?

Teachers understand that all children will, at one time or another, test or break the rules. When that happens, teachers discipline firmly but kindly and positively. The goals are (1) to stop the misbehavior as quickly as possible so that the child (and classmates) can get back to learning and (2) to teach the child to reflect on and control his or her own behavior.

The *Responsive Classroom* approach offers teachers many tools to help children control their own behavior and contribute to the classroom community. One very important tool is clear, positive language. When children are just beginning to go off course, teachers use reminding language (*Karen, what should you be doing right now?*). When children are clearly misbehaving, teachers use redirecting language (*Mike, hands in your lap*). And when children are doing well, teachers use reinforcing language (*I noticed that you cleaned up very quickly today*). Teachers also make sure that the consequences for misbehavior are related to the misbehavior and respectful of the child. For example, if a child writes on a desk, having the child clean the desk makes sense. Keeping the child in from recess does not make sense.

Many teachers also use time-out (although the children may decide on a different name, such as take-a-break) to help children regain control when they're just beginning to lose it. Time-out offers children a quick way to calm down, relax, and rejoin the class with dignity—it's not a punishment.

How can I learn more about the Responsive Classroom approach?

- Visit the *Responsive Classroom* website. You'll find information about the approach and how teachers learn to use it. You can also watch video clips of *Responsive Classroom* in action in real classrooms. www.responsiveclassroom.org
- Explore the *Responsive* blog, where teachers share ideas about using *Responsive Classroom* strategies. www.responsiveclassroom.org/blog
- Become a fan on Facebook—or just look around to see what's going on in the *Responsive Classroom* world. www.facebook.com/responsiveclassroom

Fall 2017

Dear Parents:

An important ministry of the church at Nativity of Mary is that of an Altar Server. Altar serving provides our youth an opportunity to actively participate in the life of the church and to assist Fr. Gjengdahl (or the presiding priest) at Mass. We invite the parents of Children in fourth grade or older to **consider whether your son or daughter is called to become involved in this special ministry.** They should be mature enough to understand their responsibilities (they will have special training) and to be able to carry them out well and with appropriate reverence. They must have already made their First Reconciliation (confession) and First Eucharist/Communion.

If your son or daughter is interested, please fill in the form below and return it to school. **Two training session(s) will be scheduled in October and November after masses. Only one session, about one hour in length, has to be attended.** Deacon John Shearer will lead the training. After the completion of this training, your son or daughter will have the opportunity to altar serve at the Thursday school Mass and/or on the weekend at Nativity of Mary Church.

If your son or daughter already is an altar server there is no need to return this form. Please contact us with any questions!

Sincerely Yours in Christ,
Virginia Downey
Nativity of Mary Parish Altar Server Coordinator
Phone 952.300.1671
Email: downeyvr@aol.com

Please detach the bottom form and return to your classroom or homeroom teacher **NO LATER THAN FRIDAY, October 20th.** Alternatively you can scan and send it to downeyvr@aol.com.

Student(s) Name _____

Check the opportunities that are desired:

_____ wants to serve at the Thursday, **School Mass** (teacher designates the opportunity)

_____ wants to serve at **weekend Masses at Nativity of Mary Parish (Sat. 4 p.m. /Sun. 8:30 or 10:30 a.m., typically scheduled once every 3 to 4 weeks)**

Please circle: My child **does / does not** want to serve at Nativity funerals (will learn to use incense)

By signing below, you give permission for your child to altar serve and acknowledge that he/she has made his/her First Reconciliation (confession) and First Communion.

Parents signature: _____ Date: _____

E-mail _____ Home Phone # _____

(Both email and phone number are required for communication purposes.)



It's Your Bet. You in?

Texas Hold'em Poker Night at Nativity

Thursday, October 12th from 8:00-10:00 PM in the Cafeteria.

All Men's Club members and any men interested are welcome to play. Come out and play some cards with the Nativity Men's Club. We'll have multiple games of Texas Hold'em going with friendly \$5 buy-ins. Haven't played much? No problem. Last time we played we had a handful of beginners and there will be people on hand to get you started.

Drinks, snacks, music and all poker supplies provided.
No need to RSVP.



Let's play cards.

**Presented by the
Nativity Men's Club**

Nativity Men's Club

Improvements. Fundraising. Fun.



***Stay Tuned for our next social event of paintball on
October 29th***

2017 Holy Angels HS Fall Softball Clinics
Beginner & Advanced Fastpitch Softball training
Provided by the Holy Angels Varsity Coaching Staff

Session 1: Batting, Bunting/Slapping, Fielding, Throwing, and Base-Running

Session 2: Beginner & Advanced Pitchers and Catchers

Both sessions involve 1x1 and Small Group training drills

Ages: All 6th – 9th grade girls

Dates: Four Mondays from October 30 – November 20

Location: Academy of Holy Angels High School “Small” Gym

Session 1 Time: 6:30 pm – 8:00 pm

Session 2 Time: 8:00 – 8:45 pm

Cost: FREE

REGISTER IN ADVANCE WITH HEAD COACH CURT CARDINAL

Email: cpcardinal@aol.com **Phone:** 763-424-6647

Prior to, or at, their First Session, each player must complete:

- 1) Clinic Waiver**
- and 2) Player Profile**

